

Connected children in Latin America. How close are they from enjoying their right to a safe and responsible use of ICT?

Express yourself LATIN AMERICA: online consultation with adolescents. 9 countries.

REDNATIC – SAVE THE CHILDREN LATAM, 2014

Milena Grillo R.
FUNDACION PANIAMOR COSTA RICA



Contents

- Context
- Design
- Main findings for the Region per dimension and index
- Countries' compaired performance, per dimensión and index
- The way ahead....

Context

Argentina

Chile

Colombia

Costa Rica

México

Paraguay

Perú

Uruguay

Venezuela

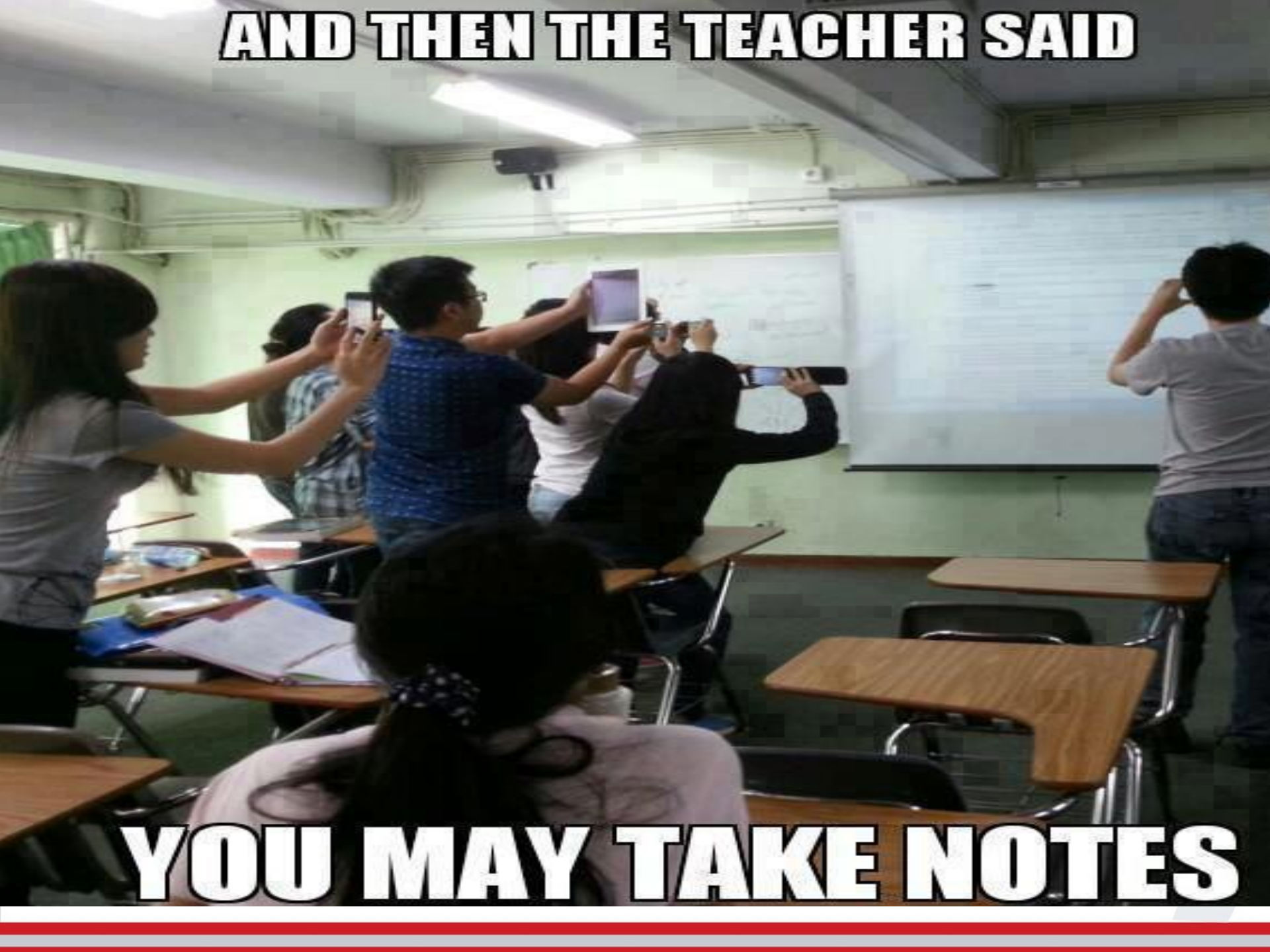
Main selection criteria:

Countries where Red NATIC and/or Save the children have operational partners with background or expressed interest on the issue.



- Exploratory, non probabilistic study.
- Knowledge, Attitude and Practice analysis approach.
- Instrument: self-administered online survey consisting of 5 sections, with a total of 69 simple and compound items with multiple options and Likert-type frequency scales.
- Four analysis dimensions with corresponding indexes: relation with and appropriation of ICT; vulnerability and risk behaviour; self-protection and protection strategies; ownership of the right to a safe and responsible use of ICT (digital citizenship).
- Demographics: urban adolescents, both male and female, between the ages of 13 and 18, with high to medium technological promptness—at least 10 hours of internet use per week, having at least one active social network-community profile, holder of a cell phone with or without internet access.
- Sample: 1189 adolescents, 50.6 (602) male, 49.4% (587) female; 55.45% (660) ages 13-15; 44.5% (559) ages 16-18; 90.2% (1072) from public-private highschool; 9.8% (117) non-schooled.

AND THEN THE TEACHER SAID



YOU MAY TAKE NOTES

Index 1: Knowledge and appropriation of ICT

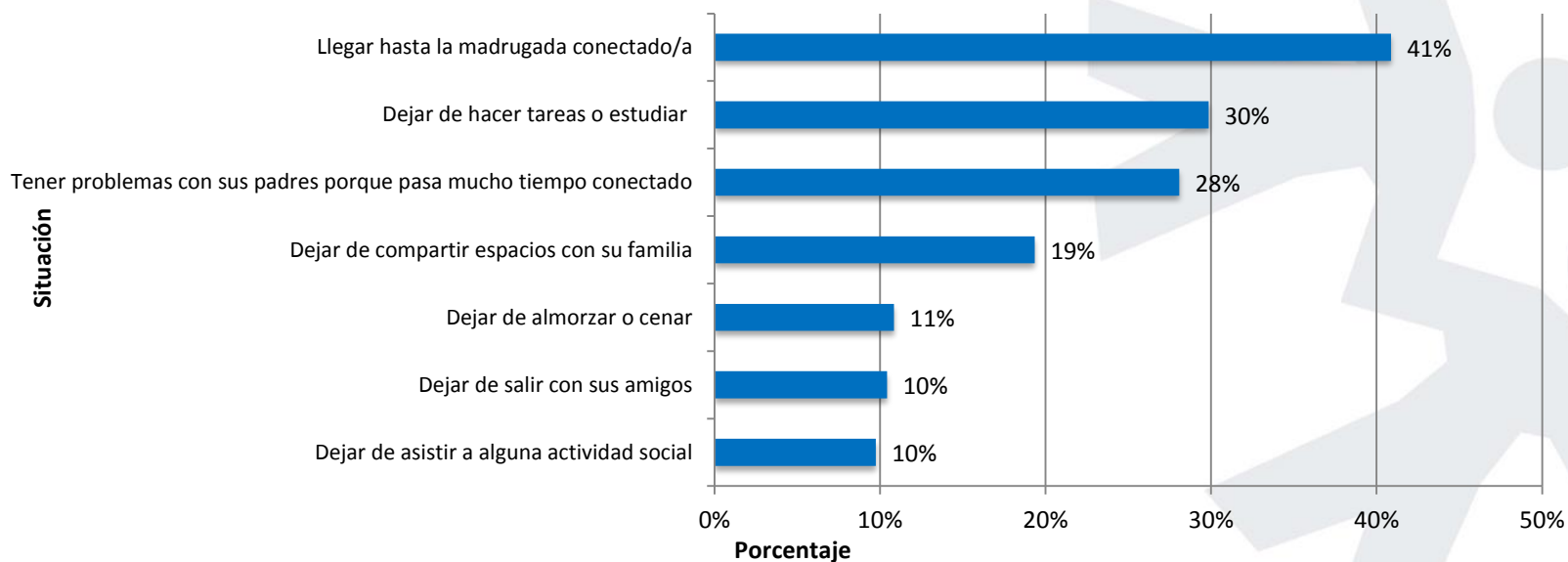
In general, over a ponderated scale 0 to 100, the study group presents closeness between what is believed (61.5%) and practiced (62.4%) and distancing from what is known to them (81.7%). Knowledge always ranks higher than attitudes and practices.

Female adolescents refer better knowledge, attitudes and practices than their male peers. Same for the 13-15 age segment with relation to the 16-18 age segment.

Schooled population show higher knowledge and better attitudes and practices than their out-of-school peers.

Index 2: Vulnerability and risk

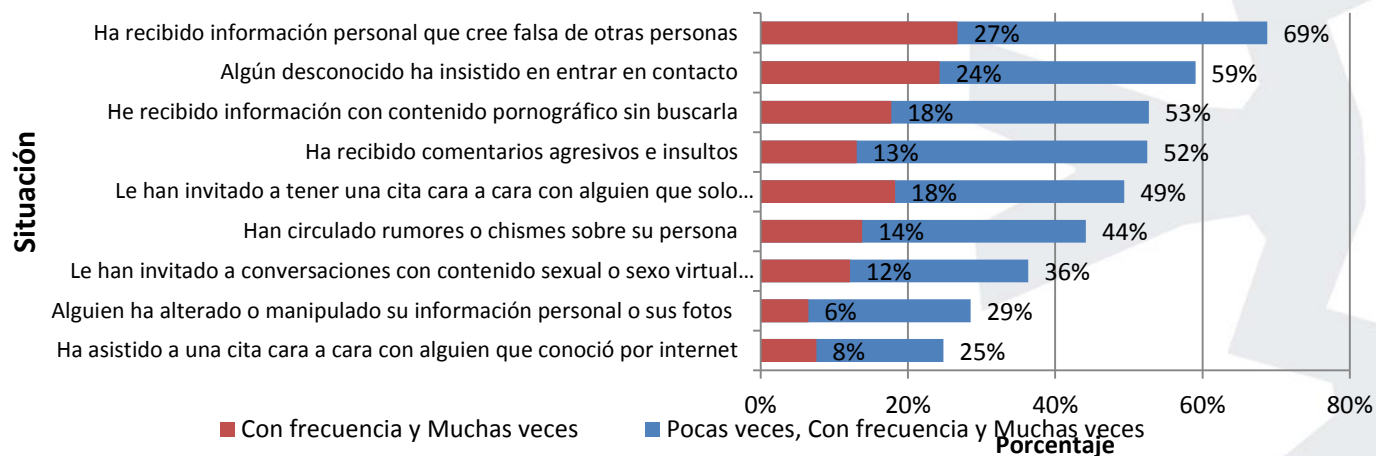
Latin America: Situations experienced frequently or in many instances, by the adolescents participating in the study, in order to be connected to Internet, a computer, a tablet or a cellphone. Last 6 months.



•Source: Online consultation to Adolescents. Red NATIC/Save the Children, 2013. Graph 16.

Index 2: Vulnerability and risk

Latin America: Upsetting situations related to the use of ITC media, experienced by the study population, in a few times, frequently and in many instances. Last 6 months.



•Source: Adolescents online consultation. Red NATIC/Save the Children, 2013. Graph 16.

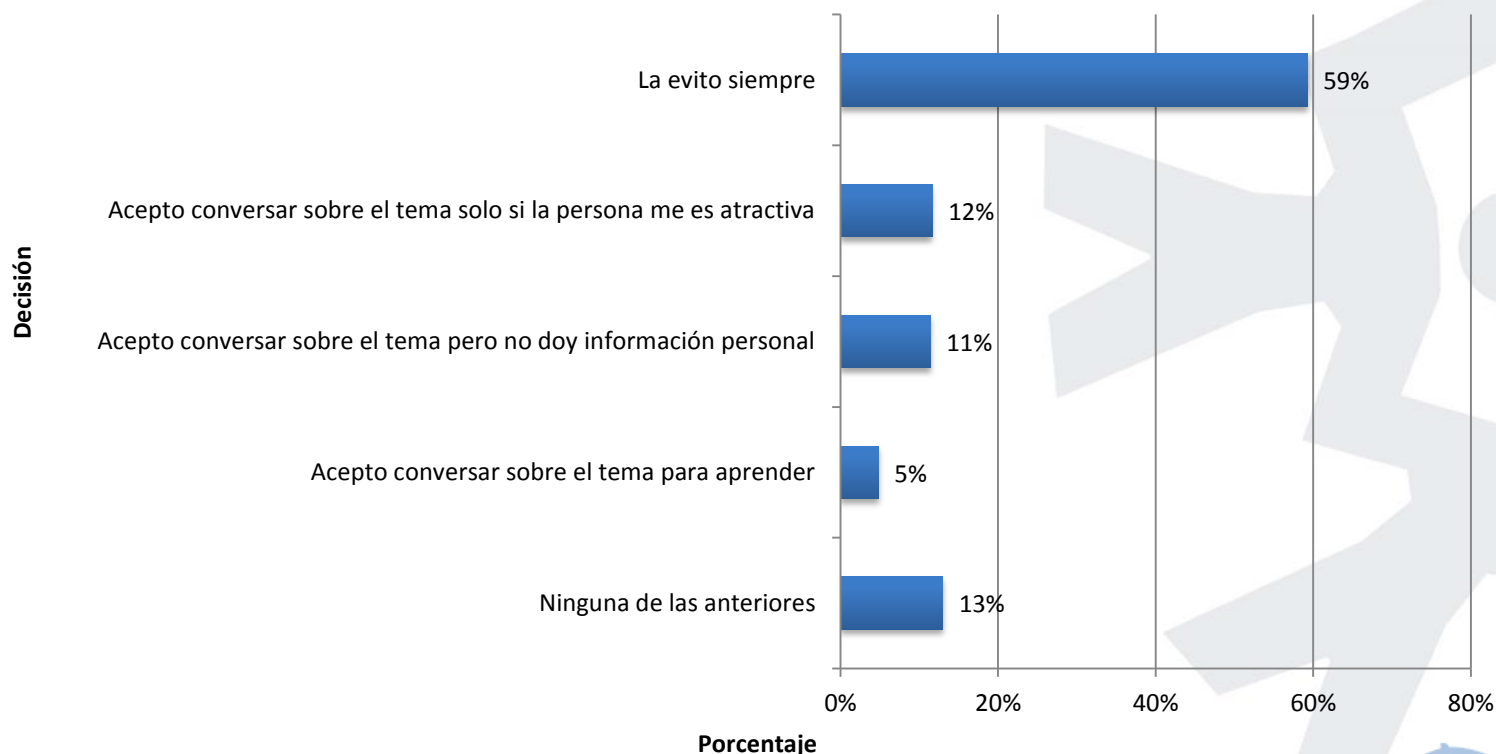
En las redes tu hijo no está solo. Protégelo.

paniamor.org



Index 3: Self-protection and protection

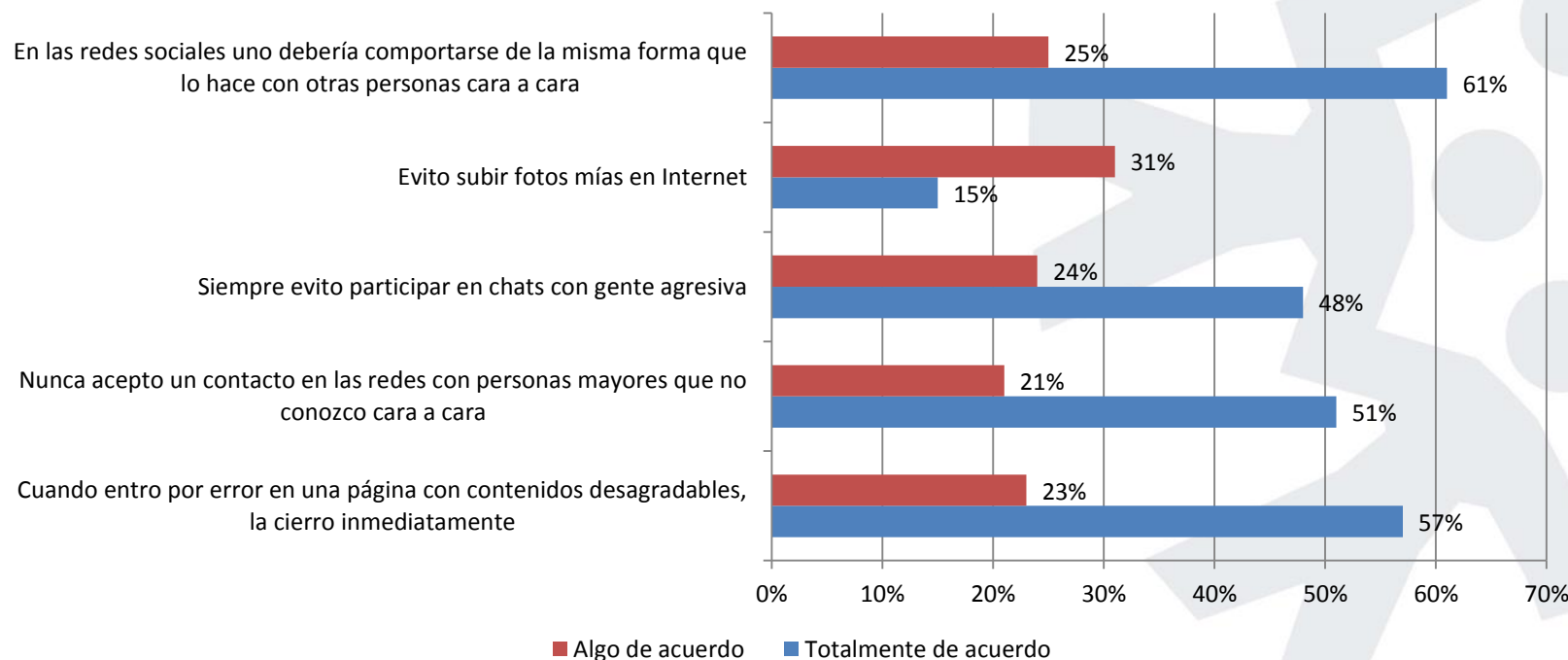
Latin America: Decisions adopted by study participants when a person asks to have a sexual conversation in Internet



Source: Adolescents online consultation. Red NATIC/Save the Children, 2013.
Graph No. 25

Index 3: Self-protection and protection

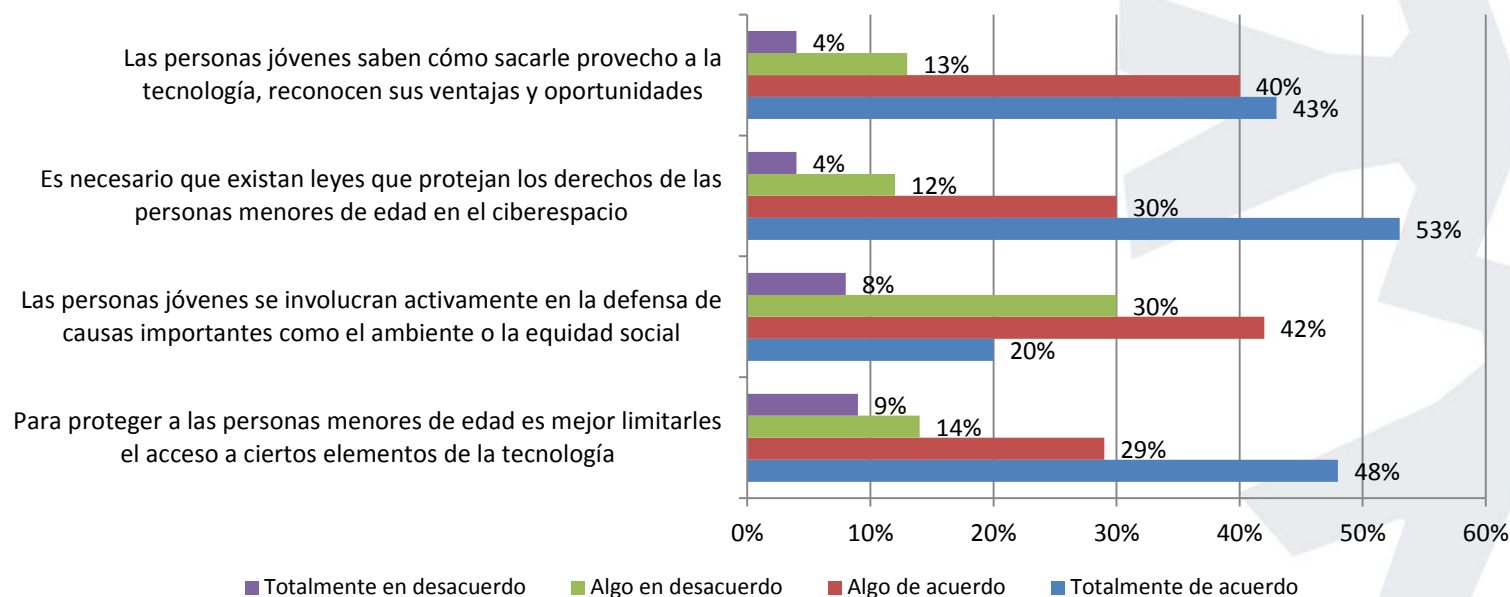
Latin America: Level of agreement between study participants around statements referring to self-protection in Internet social networks.



Source: Adolescent online consultation. Red NATIC/Save the Children, 2013.
Graph No. 26

Index 4: Digital citizenship

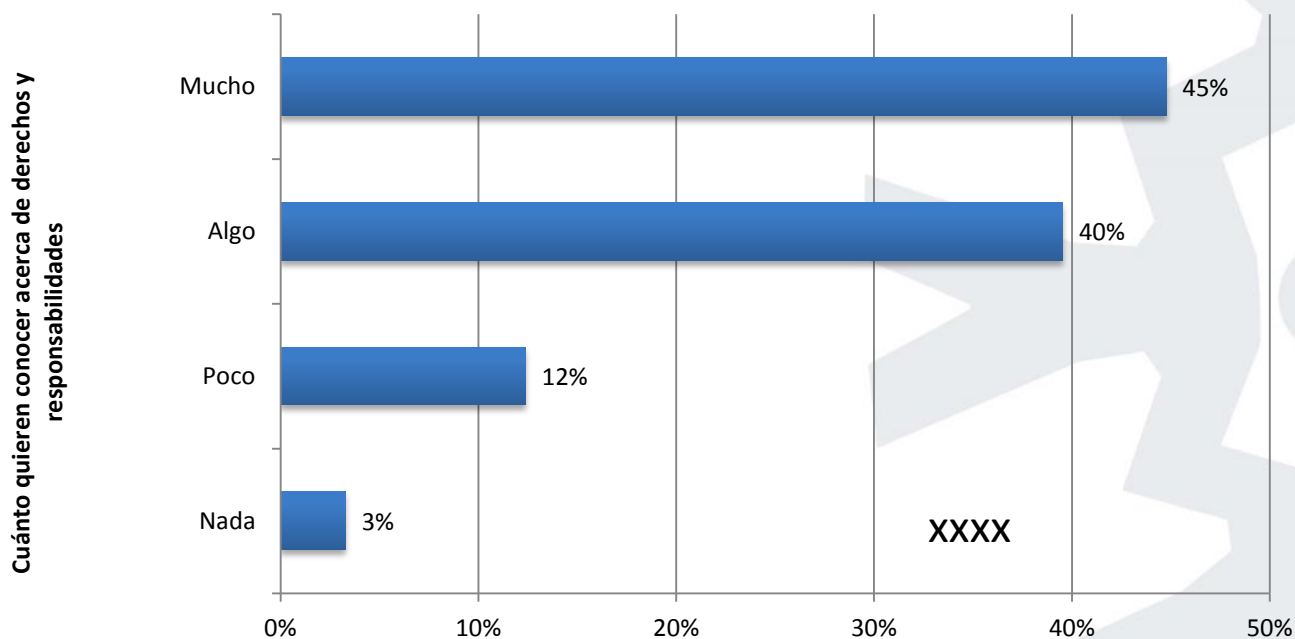
Latin America: Level of agreement with statements referring to digital citizenship elements.



•Source: Online consultation to Adolescents. Red NATIC 2013. Graph 16.

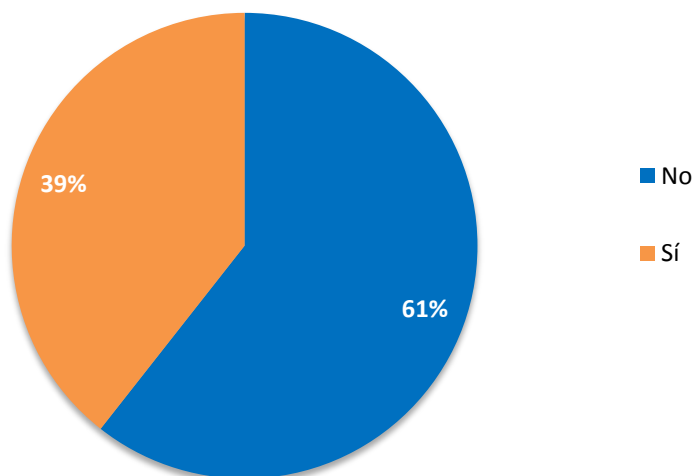
Index 4: Digital citizenship

Latin America: Opinion expressed by study participants when interviewed about their interest in learning on their right to a safe and responsible use of Internet and other ICT.



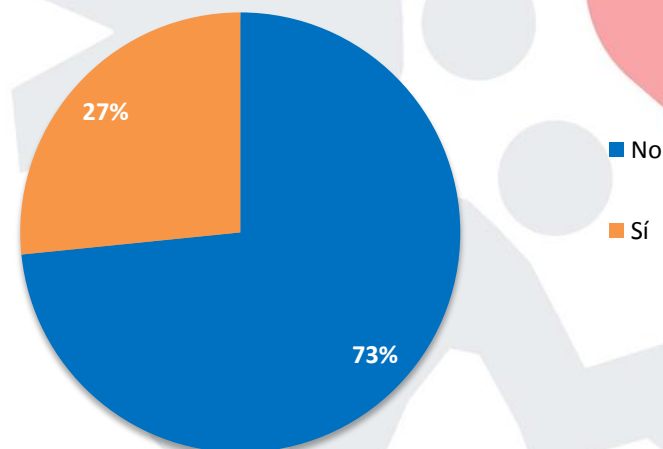
•Source: Online adolescent consultation. Red Natic, 2013. Graph No. 31.

Latin America: Opinion expressed by study participants when interviewed on the compliance of the right of children and adolescents to a safe and responsible use of ICT in their country or residence.



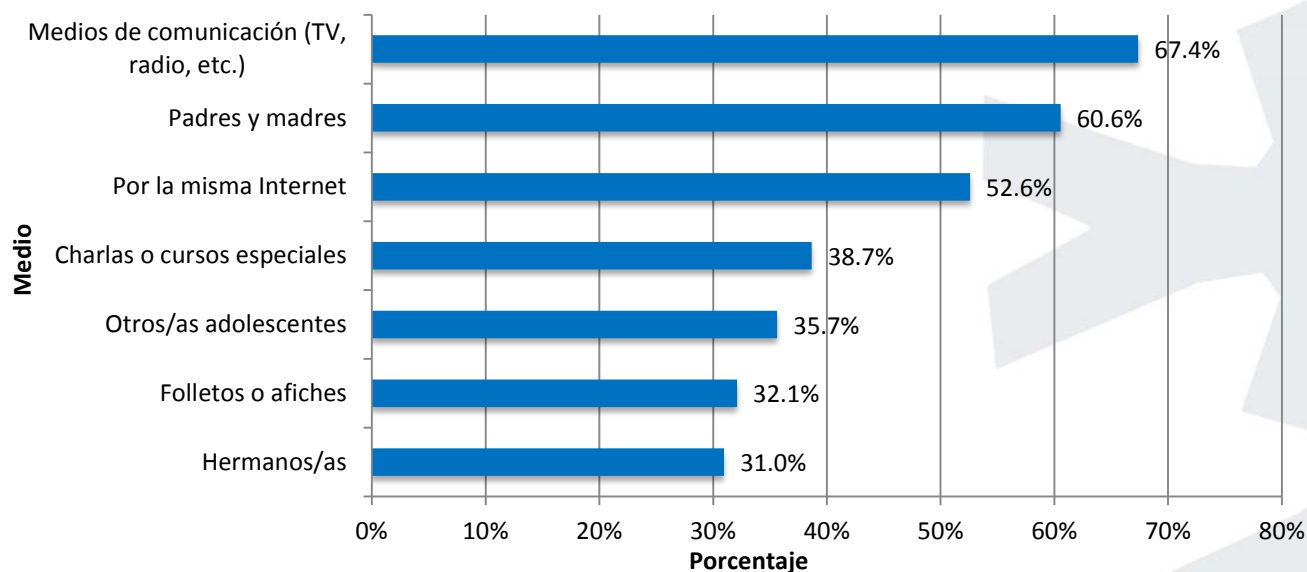
Index 4. Digital citizenship

Latin America: Knowledge of study participants on their country's government action to guarantee the right of children and adolescents to a safe and responsible use of ICT in their country or residence.



Index 4: Digital citizenship

Latin America: Sources of information for study participants to learn about their rights and responsibilities related to ICT



Source: Online adolescent consultation. Red NATIC, 2013. Graph No. 30.

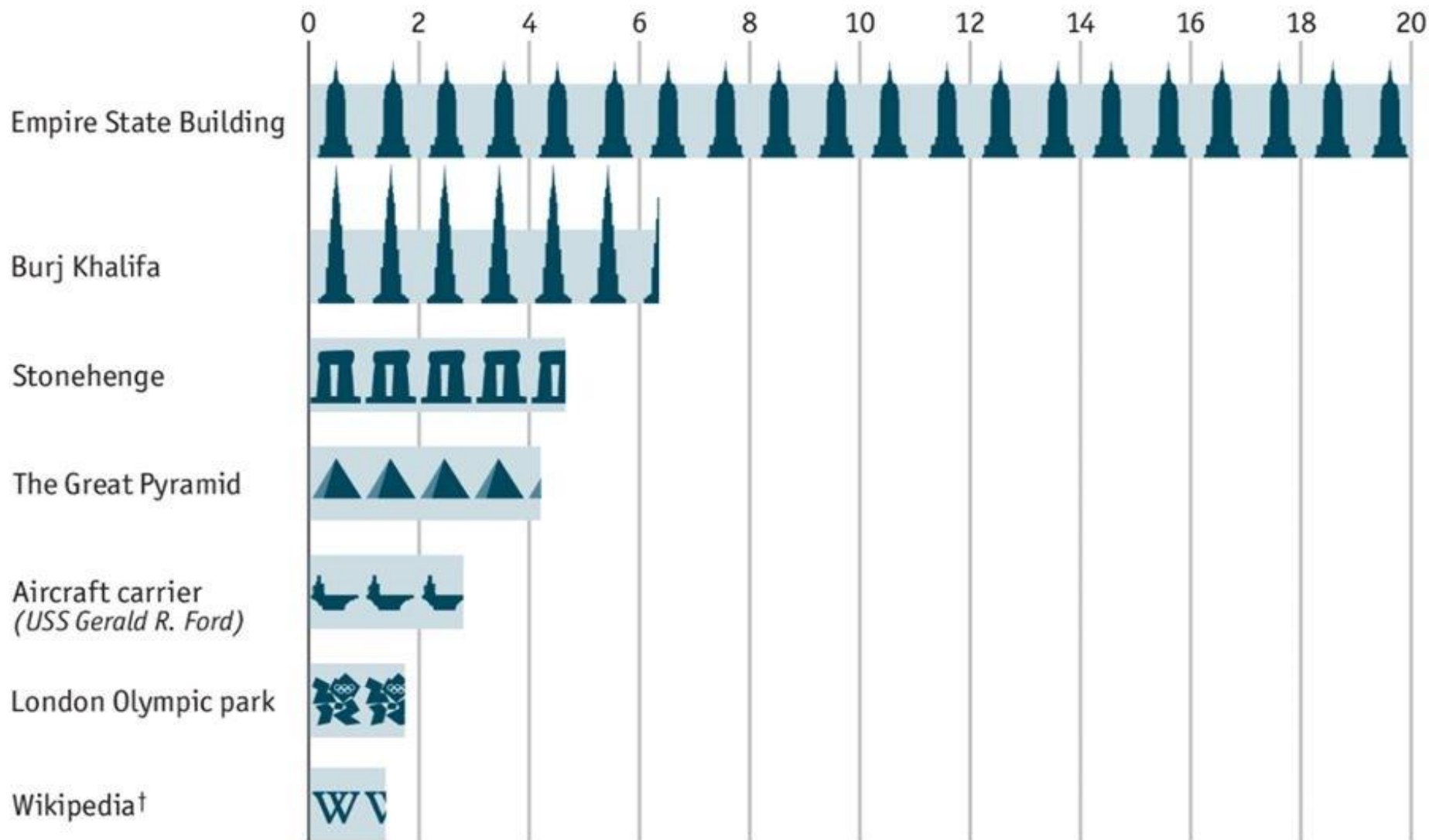
Contries' compaired perfomance per index and analysis dimension

Index 1. ITC use and appropriation

Position	Knowledge	Attitudes	Practices
1	Perú (89,1)	México (69,3)	Perú (68,4)
2	México (88,7)	Perú (68,3)	Venezuela (67,3)
3	Paraguay (86,2)	Paraguay (67,7)	Paraguay (64,6)
4	Venezuela (85,0)	Argentina (65,8)	México (64,0)
5	Uruguay (82,6)	América Latina (65,1)	Colombia (62,5)
6	Argentina (81,9)	Venezuela (64,4)	América Latina (62,4)
7	América Latina (81,7)	Uruguay (64,3)	Chile (63,0)
8	Chile (78,6)	Chile (63,0)	Costa Rica (60,0)
9	Colombia (75,0)	Colombia (68,8)	Argentina (65,8)
10	Costa Rica (68,2)	Costa Rica (60,0)	Uruguay (55,9)

Time spent watching "Gangnam Style" on YouTube*

Equivalent time to build, in 140m man-hours



Sources: Press reports; *The Economist*

*Since July 2012 †To write and edit all revisions

Index 2. Vulnerability and risks

Position	Knowledge	Attitudes	Practices
1	México (68,0)	Perú (62,0)	Venezuela (79,8)
2	Perú (65,5)	México (61,8)	Perú (77,4)
3	Paraguay (65,5)	Chile (58,0)	México (76,6)
4	Uruguay (63,5)	Venezuela (57,3)	Chile (75,6)
5	América Latina (63,3)	América Latina (56,5)	Argentina (75,3)
6	Chile (63,1)	Argentina (56,4)	América Latina (74,4)
7	Venezuela (62,5)	Uruguay (55,6)	Paraguay (74,3)
8	Argentina (62,2)	Paraguay (53,9)	Uruguay (73,6)
9	Colombia (62,2)	Colombia (52,7)	Costa Rica (69,3)
10	Costa Rica (56,9)	Costa Rica (43,3)	Colombia (67,6)



En las redes tu hijo no está solo. Protégelo.

Index 3

Self-protection and protection

Posición	Conocimientos	Actitudes	Practicas
1	Costa Rica (46,9)	Perú (67,5)	México (75,7)
2	Uruguay (41,9)	Paraguay (64,4)	Perú (74,0)
3	Argentina (36,5)	Venezuela (63,9)	Chile (69,3)
4	Chile (35,6)	México (62,8)	Paraguay (68,7)
5	Colombia (35,2)	Chile (62,6)	Venezuela (68,7)
6	América Latina (34,2)	América Latina (62,0)	América Latina (68,3)
7	Paraguay (32,7)	Uruguay (60,3)	Colombia (67,5)
8	Venezuela (30,4)	Costa Rica (59,1)	Argentina (64,8)
9	Perú (27,8)	Argentina (58,0)	Uruguay (58,5)
10	México (26,7)	Colombia (57,9)	Costa Rica (58,0)

Index 4.

Digital citizenship

Posición	Conocimientos	Actitudes	Practicas
1	Colombia (70,5)	Perú (57,0)	Perú (66,0)
2	Chile (68,2)	Venezuela (56,6)	Paraguay (65,6)
3	México (63,4)	Colombia (53,7)	Colombia (63,0)
4	Perú (60,2)	México (52,0)	Chile (60,9)
5	América Latina (60,2)	América Latina (52,4)	América Latina (58,4)
6	Uruguay (56,8)	Chile (51,9)	Venezuela (57,4)
7	Argentina (56,5)	Paraguay (51,6)	Uruguay (54,7)
8	Paraguay (55,6)	Costa Rica (49,7)	México (51,2)
9	Venezuela (55,3)	Argentina (48,3)	Costa Rica (51,0)
10	Costa Rica (50,3)	Uruguay (45,4)	Argentina (50,4)



En las redes tu hijo no está solo. Protégelo.

paniamor.org



Contact:
Milena Grillo Rivera
Executive Director
milena@paniamor.org

